

CE
The SeceuroGlide range is CE marked by the manufacturer under the Construction Products Directive and supports installer CE marking under the Machinery Directive.



introducing

EXCEL

the first garage door tested and approved to police and insurance standards



SECEUROGLIDE

The closest you'll get to the perfect
roller garage door

NEW products inside...

VERTICO
The lateral running door

Lakeland
AWNINGS



many features...



Unique to SeceuroGlide

The closest you'll get to the perfect **roller garage door**



SECEUROGLIDE

the **original** insulated roller garage door

Since its launch as the first insulated roller garage door, SeceuroGlide has maintained its position as market leader through continuous development and innovation.

Manufactured from tough twin-walled aluminium slats with an insulating core, the curtain is held in place with high performance webbing that is unaffected by extremes of temperature. A strong extruded top slat and our patented comb locking mechanism effectively resist attack by would-be intruders.

SeceuroGlide is available in a choice of fourteen paint or wood-effect finishes, allowing you to match your door to existing paintwork or double-glazing for a coordinated look to your home.

Each automatic door is supplied complete with a single channel SeceuroSmart receiver with built-in courtesy light, two key fob transmitters, a bottom slat safety sensor and an internal manual override. An optional alarm is available. The SeceuroGlide is also available as a manual door.



the **SeceuroGlide** range of insulated roller garage doors

SECEUROGLIDE

Combining great design and exceptional build quality, the SeceuroGlide range of roller garage doors offers attractive, effortless protection for your home.

Available with remote control, the SeceuroGlide series blends the convenience of power or manual operation with smooth, vertical opening and the benefits of insulation to provide the perfect solution for any garage.

All SeceuroGlide doors are **made-to-measure** to your requirements and fully CE marked.

Renowned for innovation and packed with unique features, the original **SeceuroGlide** is the market-leading insulated roller garage door.

For those demanding the very highest security specification, the **SeceuroGlide Excel** is the first garage door available to be tested and approved to official UK Police and Insurance standards.

For garages with particularly limited headroom, the **SeceuroGlide Compact**. Constructed with a narrower slat profile, garages of every size can now enjoy the advantage of an insulated roller door.

Finally, the **SeceuroGlide Manual** now allows this superior design to be fitted in an application where power is not available or not required, offering smooth manual operation.



Key Features

Style

Wide range of low maintenance colours, including textured woodgrain finishes to exactly match the latest generation of UPVC windows and doors.

Space Saving

A tight coiling curtain design and discreet optional boxes maximize the drive-through height of your garage - ideal for larger vehicles such as 4x4s or people carriers. There is no intrusion into overhead storage space within the garage, and without the kick-out of traditional 'up and over' doors you can park safely inches from the door.

Security

Automatic anti-lift locking and SeceuroSmart receiver units featuring rolling-code technology ensure there is no other insulated roller door available more secure than a SeceuroGlide. For the very highest security specification see overleaf for the SeceuroGlide Excel. A Manual locking option is also available.

Safety

Safety is a fundamental concern in the continuing development of the range. All SeceuroGlide roller doors are fully CE compliant and come as standard with Safety Edge collision detection and Anti-Fallback devices where required.

Insulation

Insulated foam-filled slats, combined with superior guide rail inserts, bottom slat rubber seals and a curtain that finishes higher than competitor designs help increase energy efficiency and reduce heating costs, with a typical U value of 5.2 W/m² K.

Peace of Mind

Each door is backed by a comprehensive **two year guarantee** covering all manufactured parts. In addition, the Somfy tubular motor is supplied with a full **five year manufacturer's warranty**, and textured woodgrain finishes carry a limited **ten year guarantee**.

SeceuroGlide &
SeceuroGlide Excel



SeceuroGlide
Compact

Insulated slats: All SeceuroGlide doors are constructed from high grade corrosion resistant aluminium with a CFC-free foam core for thermal insulation and noise reduction.

A typical U value for an insulated roller garage door is 5.2 W/m² K.



POLICE PREFERRED SPECIFICATION



INNOVATION & ACHIEVEMENT SHOWCASE
PRODUCT



Unique to SeceuroGlide

SECEUROGLIDE EXCEL

the **first** garage door tested and approved
to police and insurance standards

For security without compromise, look no further than the new SeceuroGlide Excel insulated roller garage door.

A product for the security conscious home-owner, SeceuroGlide Excel adds the highest available security specification to the benefits of the original SeceuroGlide to create the most advanced roller door on the market.

The unique reinforced design of SeceuroGlide Excel has enabled it to become the first garage door of any kind to successfully complete independent testing recognised on

a national level. A typical garage contains many high value items, including tools that can be used to gain access to the remainder of your property. If proven protection for your car and home is a priority, there is no better choice.

SeceuroGlide Excel roller doors are available in a choice of fourteen low-maintenance finishes and come supplied with a single channel SeceuroSmart receiver with built-in courtesy light, two key fob transmitters, a bottom slat safety sensor and an internal manual override. An optional alarm is also available.

Secured by Design



Police Preferred Specification
Tested to LPS 1175: Issue 5

SECEUROGLIDE
EXCEL



Real Security

Security is a very serious consideration for all home owners. According to British Crime Survey figures released by the Home Office, there were an estimated 744,000 domestic burglaries carried out in England and Wales in 2008/2009.

Not only is your garage often one of the easiest ways to break into your home, but it usually houses high value items that are easy for an intruder to steal and sell.

! Unique to SeceuroGlide

Tested and Approved

SeceuroGlide Excel is the first garage door to offer Police and Insurance approval.

Tested to the rigorous LPS 1175 burglary resistance standard, the door is certified to resist timed manual attacks that mimic common burglary methods using commercially available tools such as knives, levers and screwdrivers. Operated by the Loss Prevention Certification Board (LPCB), the UK's leading independent certification body, the standard is recognised and endorsed by 16 organisations, including the Association of British Insurers and the Association of Chief Police Officers.

Certificate No 390b
Approved to LPS 1175: Issue 5
Security rating 1

SWS UK is audited annually for the quality and consistency of manufacturing and factory systems.

For more information on the scheme refer to www.brecertification.co.uk

Physical Security

SeceuroGlide Excel is fitted with an innovative locking mechanism that automatically secures the door every time it closes. Upon closing, the aluminium slats firmly interlock, resisting attempts to break through or lift the door by force. To prevent the curtain from being forced out of its guide rails, the Excel also features unique bottom slat anchors (patent applied for).

In addition, steel end plates and the curtain webbing assembly system also contribute to the security rating.

Secured by Design

SeceuroGlide Excel has been awarded the prestigious Secured by Design Police Preferred Specification status.



Secured by Design is the official UK Police flagship initiative supporting the principles of 'designing out crime' by use of effective crime prevention and security standards for a wide range of products and applications.

Only products which have been tested and meet the required technical standard can be awarded the Police Preferred Specification.

Research has indicated that Secured by Design usage can reduce burglary and car crime by up to 50% and criminal damage by 25%.

For more information on this initiative refer to www.securedbydesign.com

Notes on the SeceuroGlide Excel:

All SeceuroGlide Excel doors are supplied with 90mm guide rails as standard.


The low level external override option is not available for SeceuroGlide Excel. In cases where the garage door is the only means of entry to the garage a battery backup will be required.

SeceuroGlide Excel doors must always be internally fitted, with the entire coil above the opening.



The closest you'll get to the perfect **roller garage door**

Full Box - roll fully covered



Half Box - roll partially covered

SeceuroGlide choice: SeceuroGlide can be ordered with either a half, full or no box. SeceuroGlide Compact comes with either a half or full box.

For details of box options and colours please see page 10 & 11.

Anatomy of SeceuroGlide the original insulated roller garage door

Full Box: The roll completely enclosed.
(Optional extra)

Half Box: Top, back and ends covered.
(Optional extra)



! Unique to SeceuroGlide

Patented locking:

A self-adjusting locking mechanism is incorporated into the axle assembly. As SeceuroGlide closes, a high tensile bolt engages with the lock comb to secure the door.



! Unique to SeceuroGlide

Maximum weather protection: SeceuroGlide guide rails are lined with a dense brush strip to block cold draughts and keep your garage warm and usable. A shaped rubber seal on the bottom slat adds further protection from adverse weather conditions.



Digital security: The SeceuroSmart receiver unit features rolling code technology, ensuring that each time the transmitter is used a unique control code is generated. This advanced security prevents any possibility of criminal 'code grabbing' using a radio scanner. Key fob transmitters enable the door to be operated without leaving the comfort and safety of your vehicle.

A special **Vacation Mode** activated by your hand transmitter prevents an intruder from operating the door from the inside using the receiver unit's control panel.

If you require extra transmitters for your SeceuroGlide, up to thirty standard transmitters can be coded into a single receiver unit.




Powered by SOMFY:
All electric SeceuroGlide garage doors utilise Somfy's powerful tubular drive motors. Acknowledged as the world leaders in roller door power units, Somfy motors are covered by a comprehensive five year manufacturer's warranty.



Unique to SeceuroGlide

Refined engineering: SeceuroGlide's 100mm fluted axle provides an ultra-strong core, while the helical collars enable tighter space-saving coiling and significantly reduce curtain marking. Specially flanged rollers limit any lateral movement of the curtain.



Manual override: Every SeceuroGlide comes supplied with a simple manual override crank, ensuring you will never be accidentally locked in your garage - even in a powercut. Also available are external low-level override and battery backup options (overleaf).



Control unit: SeceuroGlide utilises the tried and tested SeceuroSmart control unit, which combines a courtesy light with both remote and push button control functions.



The unit is also available with an optional 90db alarm system.



Original Thinking



Unique to SeceuroGlide

Unique Webbing System

SeceuroGlide features unique high performance webbing to firmly hold the slats in place. In addition to securing the door, this innovative system also cushions the curtain as it coils upon opening and closing, minimising wear and significantly reducing noise for quieter operation.

A webbed curtain offers a considerably stronger and more secure alternative to an ordinary endlocked door.

Fully CE Marked

SeceuroGlide are fully compliant with all European approach directives and product safety standards and are CE marked to demonstrate their compliance.

SeceuroGlide doors have been independently wind load tested to a minimum of Class 2 – equivalent to 59mph storm force winds. Larger SeceuroGlide doors are fitted with a reliable anti-fallback device to protect you and your family against uncontrolled or unbalanced movement in the event of a component failure.

Proven Durability

SeceuroGlide roller garage doors have been subjected to rigorous cyclic durability tests to ensure that they are durable and reliable.

Unique to SeceuroGlide

Design Innovation

SeceuroGlide doors feature an extruded aluminium top slat which provides extra strength over ordinary doors.

SeceuroGlide's cleverly designed locking mechanism also allows the curtains to finish slightly higher than competitor designs, providing a better seal against wintry weather at the top of the door.

The Benefits of Slats

The individual slat system has numerous advantages. Alongside the minimal space requirements compared to panel and up-and-over options you will benefit from smooth, quiet operation and if your door becomes damaged only the slats that are marked or dented need to be replaced.



SECEUROGLIDE MANUAL

the manually operated roller garage door

Developed to the same high standards and build quality as the SeceuroGlide range, SeceuroGlide Manual offers the ideal solution for applications where electricity is not required or is not available.

The SeceuroGlide Manual has been engineered with ease of use in mind to provide the smoothest operation.

The door is easily opened or closed from inside or outside the garage using handles located in the middle or bottom of the curtain.

The vertical opening means you can make maximum use of your drive and garage space – parking safely just inches from the door.

A choice of eleven low maintenance colours are available helping you to match your door to existing paintwork.

Notes on the SeceuroGlide Manual

The SeceuroGlide vision slat option is NOT available on SeceuroGlide Manual doors.

SeceuroGlide Manual can only be internally fitted.

Textured woodgrain finishes are not available on SeceuroGlide Manual.



Manual design

Operation

Incorporating the design of the SeceuroGlide range, the rolling bracket ensures the smoothest operation.



Locking device

Fitted with a key operated lock located in the middle of the door. Integrated handles are located in the middle and at the bottom for convenient operation from inside or outside the garage.



Sizes

SeceuroGlide Manual is available in a wide range of sizes with a maximum width of 3000mm and a maximum height of 2300mm.

The closest you'll get to the perfect **roller garage door**



Space Saving Design

SECEUROGLIDE COMPACT

the **limited headroom** roller garage door

The SeceuroGlide Compact system has been developed especially for garages with severely limited space above the opening.

The Compact utilises an insulated aluminium slat that is significantly narrower than those featured on the SeceuroGlide. This allows a tighter, smaller coil requiring just 8" (205mm) of headroom, giving owners of even the smallest garages the option of a high quality remote controlled door.

Extremely versatile, a SeceuroGlide Compact door can be fitted in-front of or behind the garage opening, or even (height permitting) within the garage opening itself.

An extensive range of sizes also means openings of up to 2880mm wide can be accommodated, whilst a neat 90° fascia conceals the coil back. There is also a 45° canopy option to completely enclose the coil.

Compact doors are available in four paint and two woodgrain finishes that combine low maintenance with durability. Each one comes supplied complete with a single channel SeceuroSmart receiver with built-in courtesy light, two key fob transmitters, a bottom slat safety sensor and an internal manual override. Available with optional alarm.

Notes on the SeceuroGlide Compact:

The SeceuroGlide 'vision slat' option is NOT available on SeceuroGlide Compact doors. Occasionally some marking may occur at the top of the concave (coil) side of the curtain over time. This is unavoidable and due to prolonged contact with the locking system.

Small Box

SeceuroGlide Compact's extra small aluminium box needs just 205mm space above the opening, making it ideal for limited headroom garages.

As standard, the Compact is supplied with a half box (90° fascia). It is also available in a full box canopy option with a completely enclosed coil allowing external fitting.

Narrow Guide Rails

The Compact uses a narrower guide rail profile than the standard SeceuroGlide.

At just 60mm they can be recessed into a smaller space, and if the door needs to be fitted into the reveal of the opening the reduced guide size gives an additional 30mm of drive-through width.

Security

SeceuroGlide Compact uses an innovative stainless steel locking attachment system, providing greater strength than counterparts using plastic locking arms.



In addition, the Compact curtain is secured with endlocks that hold the individual slats in place to help prevent forced entry.



The closest you'll get to the perfect roller garage door




Choices of Finish

- ✦ SeceuroGlide and SeceuroGlide Excel colours
- ★ SeceuroGlide Compact colours
- ✦ SeceuroGlide Manual colours
- ✦ Vertico colours
- ◆ Guide rail surcharge applies


Textured Woodgrain finishes (* subject to surcharge)

- ✦✦ Rosewood* textured woodgrain
- ✦✦ Mahogany* textured woodgrain
- ✦✦ Golden Oak* textured woodgrain



Plain colour finishes

- ✦✦ Burgundy (RAL 3004)
- ✦✦ Navy Blue (RAL 5011)
- ✦✦ Light Beige (BS 08B17)




- ✦✦ Brown (RAL 8014)
- ✦✦ Fir Green (RAL 6009)
- ✦✦ Black (RAL 9005)



- ✦ Medium Oak
- ✦✦ White (RAL 9010)
- ✦✦ Light Grey (RAL 7038)



- ✦✦ Metallic Silver (RAL 9006)
- ✦✦ Anthracite (RAL 7016)



* The Rosewood, Mahogany and Golden Oak textured woodgrain finish options are subject to a surcharge. In addition, please note that (as the special finish appears on one side only) textured woodgrain finishes are also unsuitable for external mounting.

Important notes on colour

The printing process does not allow exact reproduction of the paint colours. If you are unsure of your colour choice please ask your supplier for a sample. Colour references quoted are the nearest standard RAL or BS references to the colours used. They will not be an exact match and are intended as a guide only.

Doors ordered in the Medium Oak finish will be supplied with a brown bottom slat.

Coloured guide rails are supplied as standard, however they may not match the slat colour. The manufacturing process for the slat profile results in a textured finish, whilst all other coloured items (guides, bottom slats, optional facias and vision panels) are supplied in a satin finish so we cannot guarantee an exact match.

Light Grey, Metallic Silver and Anthracite doors can be supplied with colour matched guide rails subject to a surcharge (◆).



Optional Extras

● Vision slats (SeceuroGlide only)

Vision slats allow natural light into your garage. Available with or without glazing. On textured woodgrain doors vision slats will be supplied in a brown finish.



● Remote control keypad (SeceuroGlide and SeceuroGlide Compact only)

The remote control key pad provides you with a secure, alternative option for controlling your door. Suitable for external installation, this wireless controller offers convenience without compromising security.



● Battery backup (Available on ALL electric models)

A battery backup offers added peace of mind and convenience. All doors are supplied with a manual override as standard but by choosing a battery backup you can continue to operate your door with the remote control in the event of a power failure.

For SeceuroGlide Excel, if the garage door is the only means of entry to the garage a battery backup will be required.



Important Notes

Darker coloured double doors that are exposed to significant direct sunlight may be susceptible to expansion which may interfere with the operation of the door.

Occasionally some marking may occur at the top of the concave (coil) side of the curtain over time, particularly on SeceuroGlide Compact. This is unavoidable and due to prolonged contact with the locking system. On doors which are installed externally this will be visible on the outside.



Care and Maintenance

Careful use of your door is the best way to avoid maintenance or remedial work.

SeceuroGlide doors are low maintenance. The curtain needs wiping with a damp cloth and a mild detergent to remove any excessive dirt or grime to maintain its prime appearance and to reduce the risk of the surface being damaged. This must be done more frequently in a salt air environment.

The motor and curtain have been designed to be lubrication free so there is seldom need to oil or grease any parts. In the event of your door's curtain being scratched it is advisable to touch-up the damaged area with paint to prevent any possible corrosion. If required, 25ml pots of touch-up paint can be obtained via your distributor.

● **Low level external override kit**
(SeceuroGlide and SeceuroGlide Compact only)


The low level external override kit enables the door to be opened manually in emergencies from both the inside and outside of the garage. If the garage door is the only means of entry you will require either the battery backup or the low level external override kit.



● **Full box**
(Available on ALL electric models)

A full box completely conceals the roll. This option allows SeceuroGlide and SeceuroGlide Compact doors to be fitted outside the garage.

Boxes are supplied in white or brown as standard. They can also be supplied in any of the plain colour finishes for an additional surcharge.



Fitting Requirements

Headroom requirements

SeceuroGlide and SeceuroGlide Excel require a minimum of 300mm headroom for doors up to 2500mm in opening height and 350mm headroom for door up to 3500mm opening height.

SeceuroGlide Manual requires a minimum headroom of 300mm.

SeceuroGlide Compact requires just 205mm headroom for doors with an opening height up to 2150mm.

External doors

In applications where the door is installed externally the remote control system must be installed either inside the garage or in a waterproof box (not included).

SeceuroGlide Excel restrictions

SeceuroGlide Excel is not available as supply only as it must be installed by a trained installer. SeceuroGlide Excel can not be installed externally. The door must be installed so that the entire coil is above the opening.

The low level external override option is not available for SeceuroGlide Excel. In cases where the garage door is the only means of entry to the garage a battery backup will be required.

All SeceuroGlide Excel doors are supplied with 90mm guide rails as standard.

Extreme weather conditions

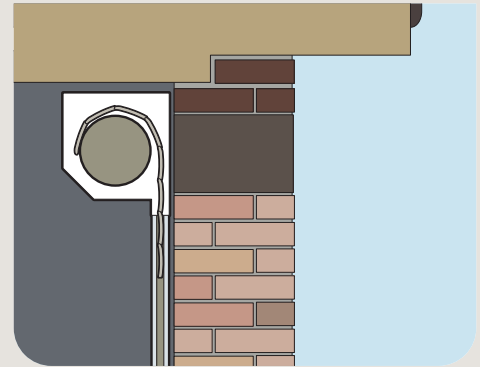
High winds and high temperatures can cause increased deflection of the door. It is the installer's responsibility to ensure that the door is packed off the wall sufficiently to allow for door movement during these extreme weather conditions.



Fitting Options

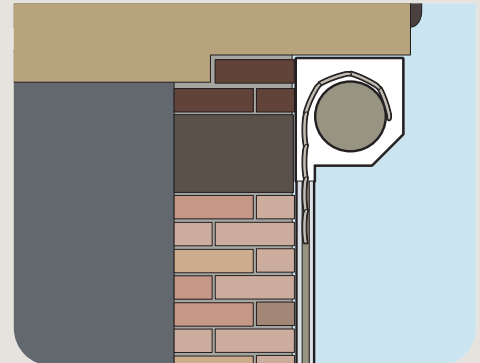
INTERNAL Face Fixing:

SeceuroGlide is installed INSIDE the opening to the garage. This is ideal where headroom inside the garage isn't seriously restricted. Internal reveal fixing may also be used to great effect in arched openings.



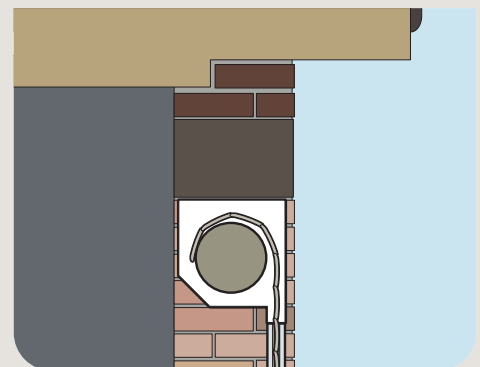
EXTERNAL Face Fixing (NOT SeceuroGlide Excel or SeceuroGlide Manual):

SeceuroGlide is installed IN FRONT of the opening OUTSIDE the garage. This is ideal where internal headroom is particularly restricted. Note, some marking may show over time at the upper corners of the door.



REVEAL Fixing (NOT SeceuroGlide Excel* or SeceuroGlide Manual):

Here SeceuroGlide is installed in the GARAGE OPENING itself. This option gives maximised internal space in the garage, whilst not obscuring the exterior of the garage. Requires good reveal headroom.



When the reveal fix option is chosen it may also be necessary to strengthen the lower edge of a 90° fascia when fitted partially or fully into a garage door opening, in order to prevent it from marking the door's curtain during operation.

*Except where the coil is fitted entirely behind the lintel



VERTICO

Lateral thinking

The Vertico lateral running door offers a unique and stylish solution for any garage design, making the most of your garage space and creating a design feature for your home.

Vertico is made from aluminium foam filled slats which link together to ensure exceptionally smooth operation and insulation. This makes the Vertico an ideal choice for heated garages and workshops. The vertical design offers partial opening ensuring minimal heat-loss and provides a convenient solution for pedestrian or bicycle access.

The neat design only requires a very small amount of headroom. Vertico is fitted with a motor, radio remote control and obstacle detection device offering the ultimate in convenience and safety.


Vertico is available in 14 stylish colours as standard, is made to measure and is installed by trained garage door specialists. Vertico offers you a stylish and bespoke solution of the highest quality, perfectly made to suit your home.



Only 50mm of headroom required!



CFC-free foam-filled aluminium slat design



Overview

- › Attractive vertical pattern
- › Complete aluminium garage door with galvanised steel bottom track
- › Custom-made to the millimetre
- › Space requirement in the lintel area can be minimised to 50mm
- › Only 130mm is required for the corner radius return
- › 14 standard colour finishes (see page 10 for details)
- › Max opening width of 5620mm
- › Max opening height 2900mm
- › Bottom track only 25mm high
- › Radio remote control and motor unit as standard with integrated obstacle detection
- › Emergency unlocking from inside as standard
- › Optional manual operation with key locking
- › Partial opening provides a convenient solution for bicycle and pedestrian access
- › Near silent operation
- › High strength due to vertical profiles
- › Certified by TUV (Technical Inspection Authorities), produced according to DIN-EN safety standards
- › Fully CE Marked



Lakeland
AWNINGS

Improve the landscape of your lifestyle



Make the most of outdoor living whatever the weather with a stylish awning offering shade and shelter. Available in a variety of designs and fabrics and with a choice of mounting brackets and operations, you can choose an awning that complements your home perfectly.

The Lakeland range encompasses 5 stylish designs from semi to full cassette and in a range of colours to suit a variety of applications. There are over 90 exquisite fabrics to choose from each specially treated and tested. Awnings can be manually or electrically operated and comfort can be enhanced through a range of Somfy sun and wind sensors.


Each Lakeland awning uses the highest quality materials and is built by highly skilled technicians using the most up to date machinery. Each awning is packaged and CE marked.

Installation is quick and easy taking a matter of hours and is carried out by a trained and approved installer.

With a 5 year guarantee, you can be sure that your Lakeland awning will be a lasting and valuable edition to your home providing years of protection and enjoyment.



Coniston - The beautifully contemporary, uniquely shaped awning.



For information on the complete Lakeland awnings range refer to the Lakeland awnings brochure

Convenient operation



somfy


The wireless motor is available with a number of stylish handsets and works at a distance of 200m in open space and 20m through walls and reinforced concrete.

Ultimate comfort



Make the most of your awning with optional sun and wind sensors. This enables automatic extension or retraction dependent on the weather.

An exclusive range of stunning fabrics



Many more fabric designs available including plain, striped and fantasy designs. Please ask to see our swatch book for the full range.

Piazza Patio Roof

The permanent stylish, and wonderfully practical solution



The Piazza Patio roof is ideal for those looking for a permanent and stylish cover for their patio or garden allowing you to make the most of outdoor living.

Made from extruded aluminium and durable polycarbonate the Piazza Patio Roof spans a maximum width of 7000mm with a maximum panel length of 3500mm. You can choose from a wide range of high quality paint finishes including anthracite grey, white, brown and green with additional colours available at a surcharge. With such a wide choice, you are sure to find a look perfect to suit your outside space.

The Piazza Patio Roof is quick and easy to install, taking no more than a day in most applications.

The closest you'll get to the perfect roller garage door



SeceuroGlide Product Comparison and Options

	SECEUROGLIDE	SECEUROGLIDE EXCEL	SECEUROGLIDE COMPACT	SECEUROGLIDE MANUAL
LPS 1175 / Secured by Design Accreditation		●		
CE marked	●	●	●	●
Construction Products Directive / Machinery Directive compliant	●	●	●	●
Headroom required	300mm / 350mm	300mm / 350mm	205mm	300mm
Max. over guide width	5400mm	5200mm	3000mm	3000mm
Max. opening height	3500mm	3500mm	2150mm	
Guide rails	Up to 4600mm = 75mm guides Over 4600mm = 90mm guides	90mm	60mm	75mm
Slat height	78.5mm	78.5mm	55mm	78.5mm
Comb locking mechanism	●	●		
Autolock locking system			●	
Internal installation	●	●	●	●
External installation	☆		☆	
Webbed curtain	●	●		●
Endlocked curtain			●	
Half box (90° fascia)	☆	☆	●	
Full box (45° fascia)	☆	☆	☆	
SeceuroSmart receiver with courtesy light and Safety Edge	●	●	●	
Vacation security mode	●	●	●	
Internal manual override	●	●	●	
External manual override	☆		☆	
Vision slats	☆			
Battery backup	☆	☆	☆	
Remote control keypad	☆		☆	
Key switch operation	☆		☆	
Safety photo cell	☆	☆	☆	
90db alarm	☆	☆	☆	

● Standard ☆ Optional extra



Peace-Of-Mind Warranties

All SeceuroGlide products are guaranteed against defect of material or workmanship by SWS UK, subject to correct installation, maintenance and operation, for a period of 2 years from the date of purchase.

In addition, Rosewood, Mahogany and Golden Oak Textured Woodgrain finishes carry a limited 10 year guarantee.

The Somfy Motor carries a 5 year guarantee.



Your approved SeceuroGlide supplier:



SWS UK are proud to be an official supporting supplier of The Association of Garage Door Specialists.

In line with SWS UK's policy of continuous product improvement, we reserve the right to make changes without prior notification. Whilst every effort has been made to provide an accurate representation, colours shown in this brochure and supplied as physical samples are for illustrative purposes only and may vary from the product received. The contents of this brochure are ©2009 SWS UK Limited.