



EMPOWERING

DISADVANTAGED YOUNG ADULTS

HEAT INTERFACE UNIT (HIU)

ADVICE GUIDE

CONTENTS

- **[WE ONLY HAVE ONE PLANET EARTH](#)**
- **[THE PURPOSE OF THIS DOCUMENT](#)**
- **[HEAT INTERFACE UNIT \(HIU\) REPAIRS](#)**
- **[HEAT INTERFACE UNIT \(HIU\) SERVICING](#)**
- **[WHAT ARE THE ESSENTIAL BENEFITS OF AN ENERGY-EFFICIENT HEAT INTERFACE UNIT \(HIU\)](#)**
- **[HOW CAN WE HELP YOU SELECT THE BEST HEAT INTERFACE UNIT \(HIU\)?](#)**
- **[OUR STANDARD HEAT INTERFACE UNIT \(HIU\) INSTALLATION PROCESS](#)**
- **[WHAT IS THE PURPOSE OF INSTALLING A HEATING FILTER?](#)**
- **[CUSTOMER RECOMMENDATIONS](#)**
- **[WHAT IS A HEATING HOT CHEMICAL FLUSH?](#)**
- **[WHAT ARE THE BENEFITS OF A HEATING HOT CHEMICAL FLUSH?](#)**
- **[WHAT IS THE PURPOSE OF INSTALLING A WATER SOFTENER?](#)**
- **[WHAT IS THE PURPOSE OF A LIMESCALE REDUCER VALVE?](#)**
- **[HOW CAN A WATER SOFTENER OR LIMESCALE REDUCER VALVE IMPROVE THE EFFICIENCY OF APPLIANCES?](#)**
- **[DIY METHODS FOR REMOVING LIMESCALE?](#)**
- **[SAVE MONEY BY BECOMING A PH247 MEMBER](#)**
- **[NEED MORE ADVICE?](#)**

WE ONLY HAVE ONE PLANET EARTH

As a plumbing and heating company committed to eco-friendliness, we deeply revere our only planet, Earth. In light of this, we urge you to refrain from printing this document.

The act of printing documents carries an array of adverse consequences for the environment, including:



Devastating Deforestation:

Paper production necessitates the felling of trees, leading to the depletion of oxygen-generating giants. This not only diminishes the presence of vital tree life but also obliterates the sanctuaries of various wildlife and disrupts delicate ecosystems.



Energy Drain:

The manufacturing, transportation, and disposal of paper and ink consume vast amounts of energy. This energy consumption contributes to the emission of greenhouse gases and exacerbates climate change.



Thirsty Water Consumption:

Paper production demands copious amounts of water, placing strain on local water sources and exacerbating water scarcity in certain regions. Moreover, the chemicals employed in the paper production process can contaminate waterways and harm aquatic ecosystems.



Airborne Pollution:

The printing process releases volatile organic compounds (VOCs) and other atmospheric pollutants. These pollutants contribute to air pollution and can harm the health of both humans and wildlife.



Prolific Waste Generation:

Printed documents often meet their unfortunate demise as waste, contributing to the accumulation of landfills. Paper waste occupies valuable space within these landfills and emits methane gas as it decomposes, a potent greenhouse gas.



Toxic Chemical Contamination:

Printing involves the utilisation of inks and toners that may contain toxic substances, such as heavy metals and volatile organic compounds. Improper disposal of these materials can lead to pollution of soil and water.



Financial and Environmental Price:

Printing documents necessitates consuming resources such as paper, ink, and energy. The production and disposal of these resources come with monetary and environmental associated costs.

Acknowledging these detrimental impacts makes it evident that diminishing printing practices and advocating for digital alternatives can yield significant environmental benefits.

THE PURPOSE OF THIS DOCUMENT

Whether you are a homeowner or a business owner, dealing with heat interface unit (HIU) repair, servicing, warranty claims, or upgrades can be overwhelming. We understand the importance of having a reliable and efficient HIU system, so we have created this comprehensive guide.

This document will walk you through HIU repair, servicing, and upgrades, providing you with the knowledge and understanding to make informed decisions. From troubleshooting common HIU issues to finding reputable HIU manufacturers and understanding warranty terms and conditions, we have you covered.

We aim to alleviate your concerns by providing step-by-step instructions, tips, and recommendations.

We will discuss the importance of regular HIU servicing and maintenance and highlight its benefits, such as improved energy efficiency and extended lifespan.


Furthermore, we will delve into the intricacies of HIU upgrades, exploring the options available to suit your specific needs and requirements. We will provide valuable insights and guidance if you want to improve your HIU's performance, enhance energy efficiency, or upgrade to a more advanced system.

This guide will also address misconceptions and myths surrounding HIU repair, servicing, and upgrades. By debunking these misconceptions, we aim to empower you with accurate information and enable you to make well-informed decisions regarding your HIU system.

This document has been meticulously curated to address all your concerns and provide you with the essential information you need. We understand that every situation is unique, so we have tailored this guide to a wide range of scenarios, whether you are a homeowner, a property manager, or a business owner.

By the time you finish reading this guide, you will have a comprehensive understanding of HIU repair, servicing, warranty claims, and upgrades. With this knowledge, you can confidently navigate the world of HIUs, ensuring your property's comfort, safety, and efficiency.

So, let's embark on this journey together and empower you to make the best decisions for your HIU system.



HEAT INTERFACE UNIT (HIU) REPAIRS

When considering whether to repair the heat interface unit (HIU), there are two key things to evaluate before finalising any decisions. Firstly, it is essential to check the manufacturer's warranty. Most HIUs have a guarantee lasting around 5 to 10 years. We highly recommend contacting the manufacturer before proceeding with any quotations or repairs. Provide them with the serial number of your HIU and confirm if it is still covered under the warranty. If it is, your HIU will be repaired at no extra charge or even replaced if necessary.



However, please note that the manufacturer's warranty will only be valid if the HIU has been serviced consecutively every year since its installation. Ensuring that regular servicing has been carried out to maintain the warranty is crucial. Additionally, it's essential to know that any gaps in servicing due to circumstances like the COVID-19 pandemic will be exempt and will not invalidate the manufacturer's warranty.

Secondly, consider the lifespan of your HIU. If your HIU has multiple faults and hasn't been serviced and maintained correctly, or if it is over ten years old, there is a possibility that we may classify it as beyond economical repair. In such cases, we highly recommend considering the option of an HIU upgrade, as it may be more cost-effective in the long run. New HIUs typically come with a 5-10 year manufacturer's warranty, provided the unit is serviced annually. This warranty ensures that you are protected against any potential issues. However, please be aware that any repairs made on an HIU that have not been regularly serviced and maintained will not be given a guarantee. Regular servicing is essential to keep the HIU in good working condition and to avoid further complications.



It is essential to consider the manufacturer's warranty and the lifespan of your HIU before making any repair decisions. Regular servicing and maintenance ensure the warranty remains valid and maximises your HIU's lifespan.

HEAT INTERFACE UNIT (HIU)

SERVICING

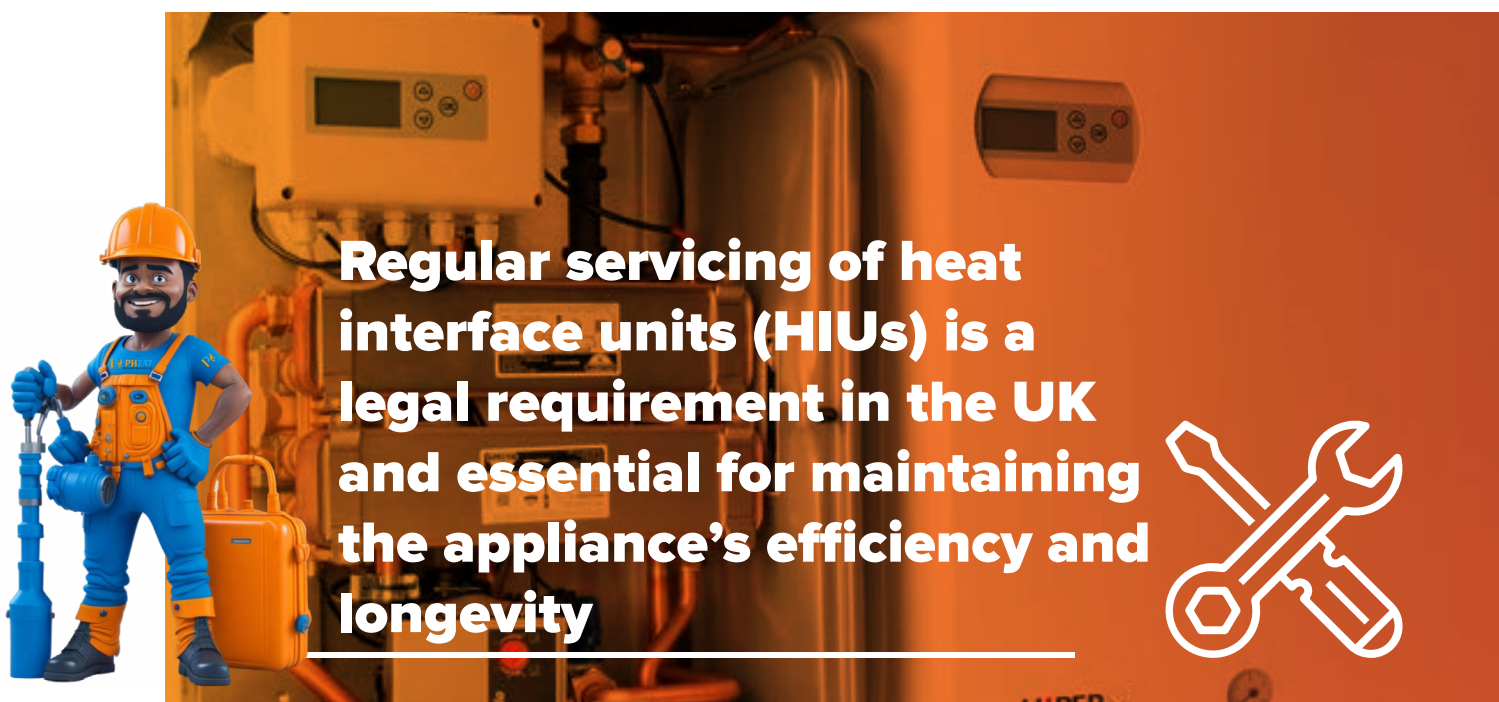
Regular servicing of heat interface units (HIUs) is a legal requirement in the UK and essential for maintaining the appliance's efficiency and longevity. By having your HIU serviced annually, you can ensure that it operates safely and effectively, reducing the risk of carbon monoxide leaks and other potential hazards.

In addition to meeting legal obligations, manufacturers also recommend annual servicing to maintain the validity of their warranty. Failing to service your HIU as per the manufacturer's guidelines can result in the warranty being voided, leaving you responsible for any repair costs that may arise.

One key benefit of regular servicing is the early detection of potential issues. A qualified technician will thoroughly inspect your heat interface unit, identifying worn-out or faulty components that may lead to breakdowns or inefficiencies. Addressing these issues promptly can prevent major breakdowns and costly repairs in the long run.

Moreover, servicing your HIU annually ensures maximum efficiency and minimal energy consumption. A well-maintained unit operates more efficiently, reducing fuel consumption and lowering energy bills. This benefits your wallet and reduces your carbon footprint by minimising energy wastage.

Overall, servicing your HIU annually is a wise investment that guarantees your safety, maintains your warranty, and maximises efficiency. It saves you money in the long term and helps protect the environment by reducing energy consumption. So, don't overlook the importance of regular servicing and ensure the optimal performance of your heat interface unit.



WHAT ARE THE ESSENTIAL BENEFITS OF AN ENERGY-EFFICIENT HEAT INTERFACE UNIT (HIU)

Energy-efficient Heat Interface Units (HIUs) offer several essential benefits, particularly in district heating and hot water systems. Here are the key advantages:



Energy Savings

HIUs are designed to optimise energy use by efficiently transferring heat from the centralised source to individual apartments or units. This reduces overall energy consumption and lowers utility bills.



Improved Comfort

HIUs enhance occupant comfort and improve temperature regulation in individual living spaces by providing precise control over heating and hot water supply.



Reduced Carbon Footprint

Energy-efficient HIUs contribute to lower greenhouse gas emissions by minimising energy waste. This aligns with global efforts to combat climate change and supports sustainability goals.



Lower Maintenance Costs

HIUs typically require less maintenance than traditional heating systems due to their simplified design and fewer moving parts, reducing long-term operational costs.



Space Efficiency

HIUs are compact and can be installed in small spaces, freeing up valuable real estate within buildings for other uses.



Scalability and Flexibility

HIUs can easily be integrated into existing systems or scaled to accommodate new developments, making them versatile for various building types.



Enhanced System Performance

By ensuring optimal heat transfer and reducing heat losses, HIUs improve the overall performance of heating systems, leading to more reliable and efficient operation.



Smart Technology Integration

Many modern HIUs can have smart controls and monitoring systems, allowing for real-time data analysis and optimised energy management.

These benefits make energy-efficient HIUs attractive for modern heating solutions, promoting sustainability and cost-effectiveness in energy usage.

HOW CAN WE HELP YOU SELECT THE BEST HEAT INTERFACE UNIT (HIU)?

We are here to assist you in finding the perfect heat interface unit (HIU) for your unique requirements by offering expert advice and guidance. We follow a structured approach. Here's how we do it:



Understand Client Needs

We start by identifying the specific application for the HIU, whether for residential, commercial, or industrial use. We determine the heating and hot water demand based on the building's size and usage to gauge capacity requirements.



Assess System Compatibility

We evaluate the current heating system to see how the HIU will integrate. We consider the available energy sources, such as district heating, gas, or renewable energy, and ensure the HIU's compatibility with them.



Efficiency and Performance

We look for units with high heat transfer efficiency to optimise energy use and reduce costs. We recommend units with modulation features that adjust output based on demand, enhancing overall efficiency.



Size and Design

We ensure the HIU fits within the designated space and meets installation requirements. We also discuss aesthetic and noise considerations regarding whether the unit will be located in occupied spaces.



Regulatory Compliance

We ensure the selected HIU complies with local building codes and energy efficiency regulations.



Maintenance and Serviceability

We recommend units that are easy to access for regular maintenance and repairs. We discuss the manufacturer's warranty, customer support, and service availability.



Cost Considerations

We help clients understand the balance between initial investment and potential long-term savings. We inform them about any available incentives for energy-efficient units.



Recommendations and Case Studies

We provide examples of successful installations similar to the client's application to illustrate the benefits of specific units.



Feedback and Iteration

After the selection, we solicit feedback on the unit's performance and are prepared to adjust or provide additional recommendations.

By following this approach, we ensure our clients can select the best heat interface unit for their needs, leading to better performance and satisfaction.

OUR STANDARD HEAT INTERFACE UNIT (HIU) INSTALLATION PROCESS

We take extra measures during installation to ensure the longevity and optimal performance of your newly installed heat interface unit (HIU). Our comprehensive approach includes the following steps:



Heating Filter Installation

We prioritise the installation of a heating filter as part of every heat interface unit (HIU) installation. This crucial component traps debris and contaminants, preventing them from circulating in your heating system.



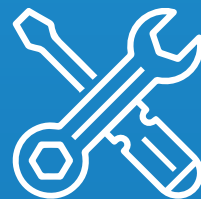
Cleaner Dosing

Once the installation is complete, we treat your heating system with a high-quality cleaner. This cleaner eliminates impurities or residues, ensuring a clean and efficient system.



System Drainage and Refill

Approximately a week later, we return to drain your heating system thoroughly. Afterwards, we refill the system with an inhibitor. This inhibitor plays a vital role in maintaining the correct pH level of the water within your heating system. Preventing high acidity minimises the risk of sludge buildup and corrosion over time.



By following this required process when installing a new heat interface unit (HIU) onto an existing heating system, we guarantee that your system operates optimally and remains protected. Failure to follow this process can invalidate your heat interface unit (HIU) manufacturer's warranty. Additionally, we highly recommend considering our heating hot chemical flush as an optional extra. This thorough process provides an extra layer of protection for your heating system. It ensures maximum efficiency and extends the lifespan of your heat interface unit (HIU), offering you peace of mind and long-term cost savings.

25
YEARS
OF MANUFACTURERS
WARRANTY

**SMALL
SMART
SIMPLE**
Ferrox TF1 Omega Filter



WHAT IS THE PURPOSE OF INSTALLING A HEATING FILTER?

The purpose of installing a heating filter during the heat interface unit (HIU) installation process is to ensure your heating system's optimal performance and longevity. Here's why it is essential:



Debris and Contaminant Removal

Over time, your heating system can accumulate debris, sludge, and contaminants such as rust particles, dirt, or limescale. These impurities can circulate within the system, reducing efficiency, causing pipe clogging, and potentially damaging components. Installing a heating filter effectively traps and removes these unwanted particles, preventing them from circulating and causing problems.



Improved Efficiency

A clean heating system operates more efficiently. When debris and contaminants are present, they create obstructions that hinder the flow of water and heat exchange. This can result in reduced heating efficiency, uneven heating, and increased energy consumption. The system can operate at its optimal capacity with a heating filter, ensuring efficient heat distribution and lower energy costs.



Protection for the HIU

Debris and contaminants can lead to corrosion and damage to the HIU's internal components. This can significantly reduce its lifespan and result in costly repairs or even premature replacement. Installing a heating filter is a protective barrier, preventing harmful particles from reaching the HIU and minimising the risk of damage or corrosion.

In summary, installing a heating filter during the HIU installation is crucial for maintaining a clean and efficient heating system. It helps to remove debris and contaminants, improve energy efficiency, and protect the HIU from damage, ultimately prolonging its lifespan and reducing the risk of costly repairs.



https://youtu.be/XYow1l6w_7Q?si=q2uBhe3bJ6Z6e-IU



Click Me

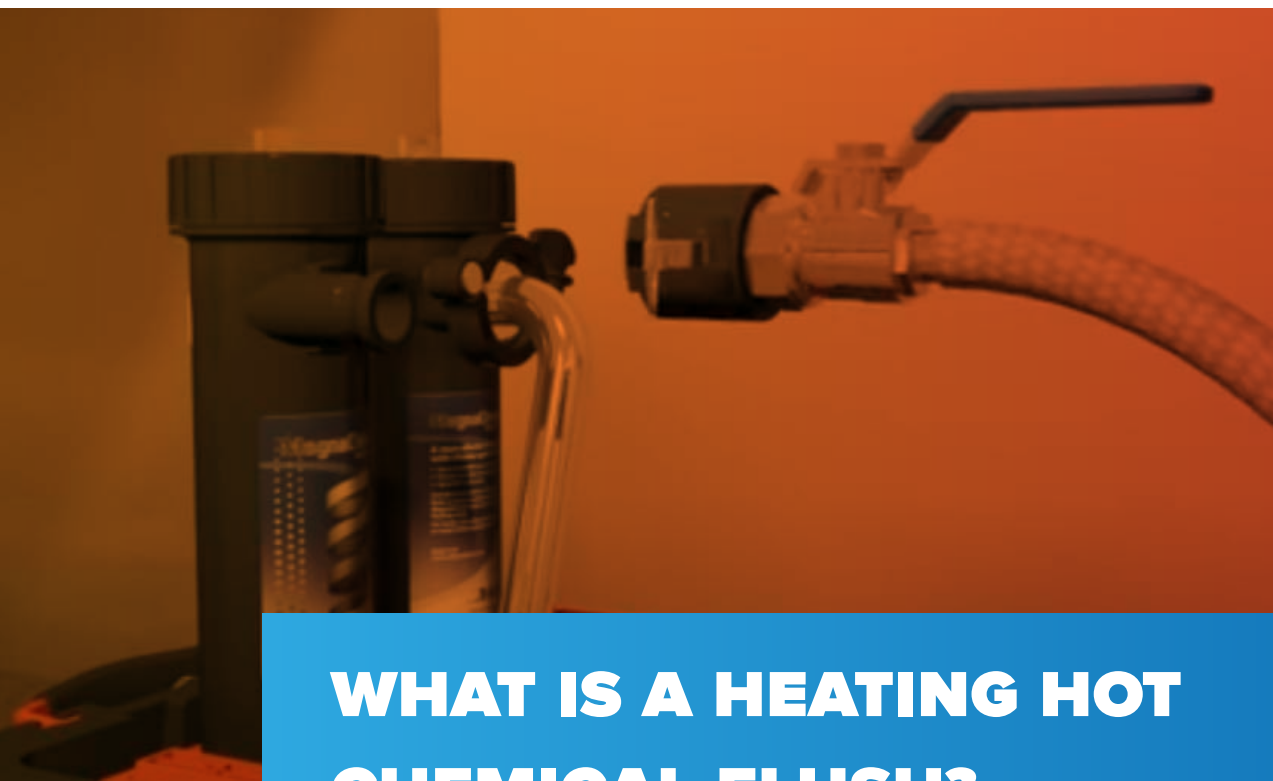
CUSTOMER RECOMMENDATIONS

PH247 Quote

“

**PREVENTION IS
BETTER THAN
CURE!**

”



WHAT IS A HEATING HOT CHEMICAL FLUSH?

A central heating hot chemical flush is a process used to clean the central heating system of a building. It involves using specialised chemicals circulated through the system to remove any build-up of sludge, rust, or other debris that may have accumulated over time.

During the flush, the chemicals are typically heated and circulated through the central heating system's radiators, pipes, and boiler. This helps to dislodge and dissolve any deposits or blockages, improving the overall efficiency and performance of the system.

The hot chemical flush can help restore the heat output of radiators, reduce noise from the system, and improve hot water circulation. It is often recommended as a maintenance procedure for older central heating systems or those experiencing cold spots, reduced heat output, or frequent boiler breakdowns.

For more information on the hot chemical flush process, please visit the following link:



https://youtu.be/tR_xAyfivsc?si=6OnFf5dYObkhX2Xr




Click Me

WHAT ARE THE BENEFITS OF A HEATING HOT CHEMICAL FLUSH?

A hot chemical flush in a central heating system cleans and removes any accumulated debris, sludge, rust, or other contaminants. Over time, these substances can build up and cause issues such as reduced heat output, cold spots in radiators, inefficient operation, and even boiler breakdowns.

The system is thoroughly cleaned and restored to optimal functioning by carrying out a hot chemical flush. The benefits of a hot chemical flush include:



Improved heat distribution:

Removing sludge and debris allows for better hot water circulation, resulting in more even heat distribution throughout the building.



Increased system efficiency:

A clean central heating system operates more efficiently, as no obstructions hinder water flow. This can lead to lower energy consumption and reduced heating costs.



Enhanced system lifespan:

A hot chemical flush helps prevent further damage to the system's components by removing corrosive elements like rust. This can extend the lifespan of the boiler, radiators, and pipes.



noise reduction:

Sludge and debris can cause gurgling or banging noises in the system. A hot chemical flush can alleviate these noises by eliminating the build-up that causes them.



Improved water quality:

The chemicals used in a hot chemical flush can also help improve the water quality within the system. This can reduce the risk of bacterial growth and ensure cleaner water for heating.

It's worth noting that a hot chemical flush should be carried out by a qualified professional with the necessary expertise and equipment to perform the procedure safely and effectively.

12
MONTHS
MANUFACTURER WARRANTY

**EXTENDED
LIFETIME
MANUFACTURER
WARRANTY
AVAILABLE**



WHAT IS THE PURPOSE OF INSTALLING A WATER SOFTENER?

The purpose of a water softener is to remove minerals, such as calcium and magnesium, from hard water. Hard water can cause various issues, including scale buildup in pipes and appliances, reduced effectiveness of soaps and detergents, and skin irritation. A water softener uses an ion exchange process to replace the minerals with sodium or potassium ions, resulting in softened water that is better for household use.



[https://youtu.be/-
G_7WyPRres?si=fFbr1ptQW590SEp5](https://youtu.be/-G_7WyPRres?si=fFbr1ptQW590SEp5)



Click Me

Up to
15
YEARS
of manufacturer warranty



WHAT IS THE PURPOSE OF A LIMESCALE REDUCER VALVE?

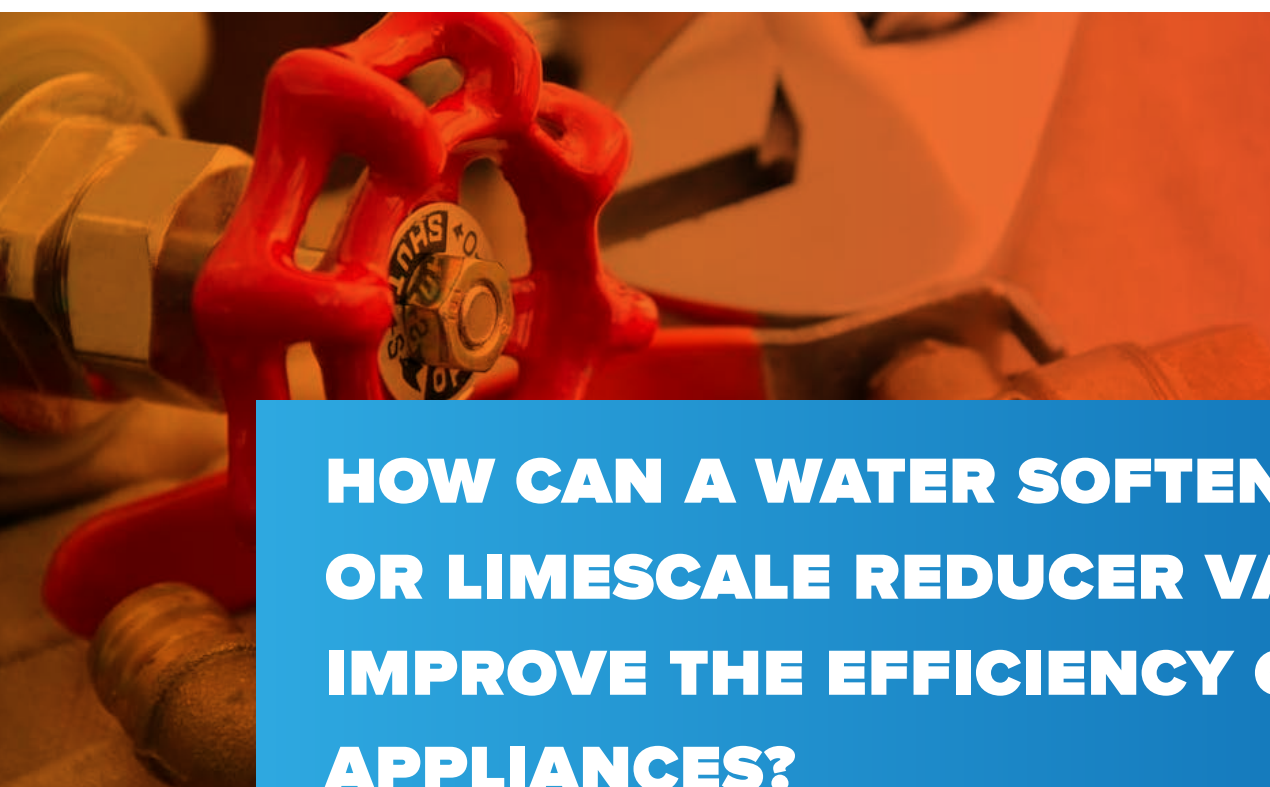
The primary purpose of a limescale reducer valve is to reduce or prevent the buildup of limescale in plumbing systems and appliances. Limescale is a complex, chalky deposit that forms when water with a high mineral content, particularly calcium and magnesium, is heated or evaporates. It can accumulate in pipes, faucets, and appliances like kettles, coffee makers, and washing machines, reducing efficiency and lifespan. A limescale reducer valve helps to minimise limescale buildup by inhibiting the formation of scale crystals and reducing the hardness of the water. This can help to improve the performance and longevity of plumbing systems and appliances. The benefit of this option is that it is maintenance-free.



<https://youtu.be/rSehCAcB-v1Q?si=pVpOKil12QW42zCz>



Click Me



HOW CAN A WATER SOFTENER OR LIMESCALE REDUCER VALVE IMPROVE THE EFFICIENCY OF APPLIANCES?

A water softener or limescale reducer valve can improve the efficiency of appliances in the following ways:




Reduced limescale buildup:

Hard water contains minerals like calcium and magnesium, which can accumulate as limescale in appliances such as water heaters, dishwashers, and washing machines. Limescale buildup can hinder the heat transfer process and reduce the efficiency of these appliances. By installing a water softener or limescale reducer valve, you can minimise the formation of limescale and prevent it from clogging pipes and heating elements. This allows appliances to operate optimally, saving energy and reducing operating costs.



Enhanced heating performance:

Limescale buildup mainly affects water heaters. As limescale accumulates on the heating elements, it acts as an insulator, reducing heat transfer efficiency and causing the water heater to work harder to heat it. A water softener or limescale reducer valve can prevent limescale from forming on the heating elements, improving efficiency and reducing energy consumption.



Improved water flow:

Limescale buildup can restrict water flow in dishwashers and washing machines. This can lead to longer wash cycles and decreased performance. By preventing limescale accumulation, a water softener or limescale reducer valve ensures smooth water flow, allowing appliances to operate more efficiently and effectively.



Longer appliance lifespan:

Limescale can cause corrosion and damage to the internal components of appliances over time. By reducing limescale buildup, a water softener or limescale reducer valve helps prolong the lifespan of appliances. This can save you money on repairs or premature replacements.



Optimal detergent usage:

Hard water can interfere with the effectiveness of detergents and cleaning products, requiring higher amounts to achieve satisfactory results. With a water softener or limescale reducer valve, the soft water allows detergents to work more efficiently, reducing the amount needed for each load. This saves money on detergent and improves the cleaning performance of appliances like dishwashers and washing machines.

By improving the efficiency of appliances, a water softener or limescale reducer valve can contribute to energy savings, lower maintenance costs, and overall improved performance and longevity of your household appliances.





DIY METHODS FOR REMOVING LIMESCALE?

There are several effective DIY methods for removing limescale. Here are some options:



Lemon Juice:

Squeeze fresh lemon juice onto the limescale and let it sit for a few minutes. The citric acid in lemon juice helps dissolve limescale. Scrub the area with a brush or sponge, then rinse it clean.



Vinegar:

Fill a spray bottle with equal parts white vinegar and water. Spray the limescale-affected area and let it sit for a few minutes. Scrub the area with a brush or sponge, then rinse it thoroughly. Vinegar's acidity helps break down limescale.



Baking Soda:

Make a paste by mixing baking soda with a small amount of water. Apply the paste to the limescale and let it sit for a while. Rub the area gently with a brush or sponge, then rinse it thoroughly. Baking soda's abrasive properties help remove limescale.



Citric Acid:

Dissolve citric acid powder in warm water according to the instructions on the package. Apply the solution to the limescale and let it sit for a while. Scrub the area with a brush or sponge, then rinse it clean. Citric acid is highly effective in removing limescale.



Cola:

Pour cola (preferably a brand with phosphoric acid) onto the limescale and let it sit for a few hours or overnight. The acid in cola can help dissolve limescale. Scrub the area with a brush or sponge, then rinse it thoroughly.

Always wear gloves and work in a well-ventilated area when using these methods. For stubborn limescale, you may need to repeat the process or try a combination of methods.

As a result of significant limescale corrosion, we strongly advise you to contemplate the installation of a water softener or an in-line limescale reducer filter. Doing so will enhance the durability of your plumbing and heating appliances, effectively postponing the accumulation of limescale corrosion.

Please note:

Acknowledging that not all properties are suitable for these options is essential. Nevertheless, we encourage you to explore either of these alternatives.



Increased lifespan of plumbing and heating appliances:

Limescale corrosion can cause damage to pipes, faucets, water heaters, and other appliances that come into contact with hard water. These systems can operate more efficiently and last longer by reducing the limescale buildup.



Improved water flow:

Limescale buildup can restrict water flow in pipes, decreasing water pressure. Installing a water softener or limescale reducer filter can help maintain optimal water flow throughout your plumbing.



Reduced energy consumption:

Appliances that use water, such as water heaters and dishwashers, tend to consume more energy when dealing with hard water due to limescale deposits. Softening the water can help reduce energy usage and lower utility bills.



Cleaner and shinier surfaces:

Hard water can leave behind mineral deposits on surfaces like sinks, showers, and glassware, making them appear dull and less clean. With a water softener or limescale reducer filter, you can enjoy cleaner and shinier surfaces, reducing the need for frequent cleaning and harsh cleaning products.



Softer and smoother skin and hair:

Hard water can strip away the natural oils from your skin and hair, leaving them dry and dull. Softened water can help retain moisture, resulting in softer skin and smoother hair.



Environmentally friendly:

Using a water softener or limescale reducer filter can help reduce the need for harsh chemical cleaners and detergents, often required to combat the effects of hard water. This, in turn, contributes to a more environmentally friendly lifestyle.

SAVE MONEY

AND BECOME A PH247 MEMBER

SCAN ME
TO BOOK NOW



Click Me

SCAN ME
TO SIGN UP



Click Me

SIGN UP

Click Me



PH247 ELITE SERVICE PLAN



SCAN ME
TO SIGN UP



SCAN ME
FOR MORE INFO



£19.99
PER MONTH

24
HOUR
ENGINEER

30%
DISCOUNT

0%
CREDIT

UNLIMITED
CALL OUTS

WHAT'S INCLUDED

- ✓ Annual service of all your plumbing, heating, and gas appliances
- ✓ Unlimited callouts
- ✓ Welcome plumbing and heating survey worth £500
- ✓ Priority appointment scheduling
- ✓ 30% discount on all quotations
- ✓ Access to 0% credit on all repairs and upgrades
- ✓ Access to qualified engineers on a 24-hour basis
- ✓ All for £19.99 per month or £13.99 for multiple properties.

SUITABLE FOR



Landlords



Homeowners



Commercial Properties

EXTRA

MULTIPLE PROPERTY SERVICE PLANS AVAILABLE ON REQUEST

NEED MORE ADVICE?

If you require further **guidance or support**, please don't hesitate to reach out to us either through **email or by call.**



020 3764 2713



info@ph247.co.uk

